

Rim Contour Gauge

1. Rim application range: 5° drop center rim, semi drop center rim and divided type rim.

2. Rim contour gauge uses the “Go-No Go Gauge” principle, which is used to measure the main items of correlation between rim and tire. e.g. rim width, flange width, flange height, flange radius, tire bead seat angle, tire bead seat radius, the profile shall be shown in Fig. 1.

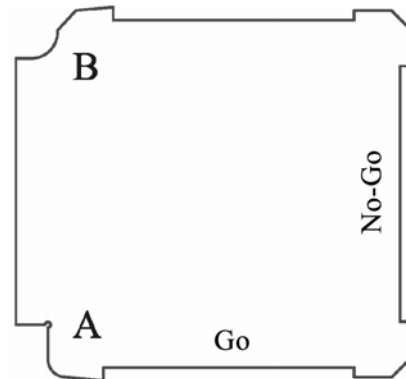


Fig.1 Contour Gauge

3. Measurement of key items:

1) Rim width

There are two ends marked with “Go” and “No-Go”, which is used to check the rim width. The rim has to pass two tests: pass one test (Go) and fail the other (No-Go), it means that rim is qualified.

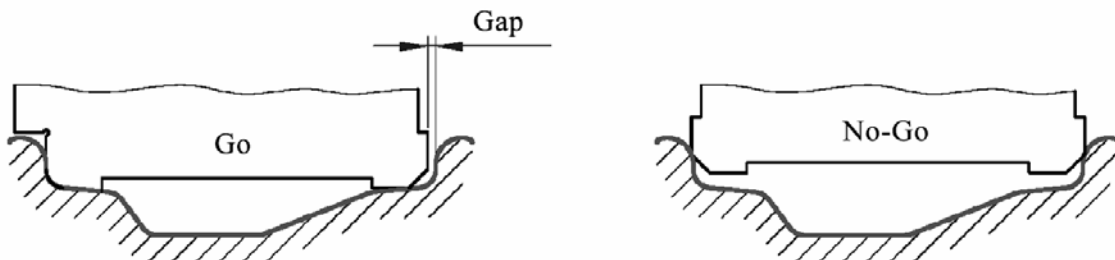
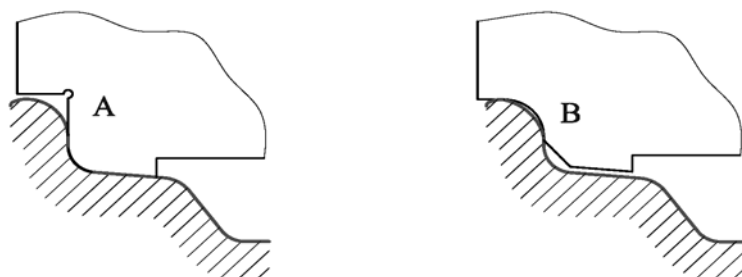


Fig 2. Rim width inspection

2) Height and width of flange

Put the A and B ends of rim contour gauge to press against the flange curve, see Fig.3; At point A, a gap appears on the upper part; at point B, a gap appears on the lower part, and flange width gets over the end of point A of rim contour gauge, it means that height and width of flange is qualified.



Note: rim contour has to contact with tire bead seat

Note: rim contour has to contact with rim edge

Fig. 3 Flange height inspection

3) Flange radius

See Fig.4. put rim contour lean against flange tightly, for the 5° drop center rim and divided type rim, the maximum allowable gap between the contact points is 0.5mm, if the flange radius is within the tolerance, the flange radius is qualified; For the semi drop center rim, the maximum allowable gape between contact points is 2mm; it means that flange radius is qualified.

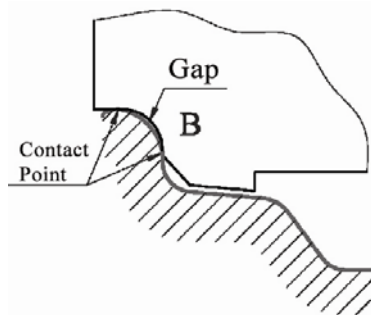


Fig. 4 Flange radius inspection

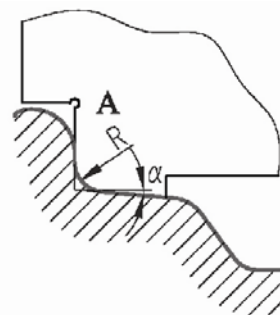


Fig.5 Beat seat angle inspection

4) Angle and radius of bead seat angle

See Fig.5, put rim contour gauge lean against flange tightly, look at the upper part level with eyes, if the lower part of rim contour gauge contacts with bead seat, which is matching together, it means that the bead seat angle and bead seat radius is qualified.

4. Notices:

- 1) Each rim contour gauge of one size can inspect the same size rim only.
- 2) When using the rim contour gauge, user shall be careful with it, don't crash it with other things, and user shouldn't put it into other application either. In order to avoid rusting, the surface of rim contour gauge should be lubricated with anti-rust grease.

Tianjin Jiurong Wheel Tech Co., Ltd

Add: Zhongxin Industrial Zone, Yan An Rd, Nankai Dist, Tianjin 300112, P.R.China

TEL: +86-22-27519210 FAX: +86-22-27519630

ZIP: 300112